




**Complete wheel  
diagnosis,  
touchscreen and  
contactless!**



TECHNOLOGY  
PARTNER  
*product*



 32"

**Fully automatic and fast!  
It works without ever touching the wheel.**



## FULLY AUTOMATIC



Fully automatic




Touchscreen interface



Artificial vision



Dimension measurement with contactless system



Automatic positioning



Led illuminator



4-wheel positioning



Weights application



Complete wheel diagnosis




BestFit program



Automatic compact wheel guard



Multifunction button



Automatic wheel clamping



Automatic clamping system with wireless technology



Programmes for the professional



Easy Cal



Variable speed cycle



3 operators



Shift plane



Connectivity



## FULLY AUTOMATIC

**Top-of-the-line Corghi wheel balancer**, offering some of the fastest launch and diagnostic times in the world, **with no manual operations required by the operator.**



DISCOVER



## TOUCHSCREEN INTERFACE



The graphic interface and touchscreen technology **simplify** and **speed up operations** and work programme selection.

## ARTIFICIAL VISION AND DIMENSION MEASUREMENT WITH CONTACTLESS SYSTEM

Without any intervention by the operator, **EYELIGHT PLUS** uses a **professional quality video camera and advanced Corghi patented artificial vision technology** to acquire and process the wheel image, and identify the balancing planes. Simultaneously, two high precision laser sensors measure the dimensions of the wheel in **total autonomy** and with no physical contact (Contactless System) in just a few seconds.



## AUTOMATIC POSITIONING AND LED ILLUMINATOR



**At the end of the spin cycle**, the wheel is braked and brought **automatically** into the balancing position (RPA).

The **integrated LED illuminator** illuminates the work area to facilitate rim cleaning and application of the counterweights.

## ADHESIVE COUNTERWEIGHT APPLICATION



The internal point laser pointer indicates the correct position for applying the adhesive counterweights with absolute precision.

Software: LPS - Laser Point System

## COMPLETE WHEEL DIAGNOSIS



The diagnostic program automatically detects:

- a) the point of maximum wheel eccentricity and guides the operator for correct hub positioning before tightening the bolts, eliminating vibrations during the mounting phase (**BESTFIT**);
- b) radial and lateral wheel run-out (1st harmonic and peak-to-peak), to calculate the optimum mounting position for the tyre on the wheel and solve the common problem of road vibration (**FAST-MATCHING**);
- c) wheel drift, which causes the vehicle to pull constantly to one side of the road when driving in a straight line;
- d) tread depth, in 3 areas of the tyre



Radial and lateral wheel run-out



Tread depth and wheel drift





## INTELLIGENT POSITIONING, WEIGHT MANAGEMENT PLUS, HIDDEN WEIGHT AUTOMATIC

All **professional programmes** are displayed on a swivelling wide screen monitor with high resolution graphics and a simple user interface.



### INTELLIGENT POSITIONING

A **special vehicle tyre set diagnostic tool** for checking tread wear, drift angle, run-out and imbalance.



Once all the wheels are memorised, **EyeLight** suggests the **optimum placement** of the wheels themselves on the vehicle for **maximum comfort** and **safety**.



### WEIGHT MANAGEMENT PLUS

Reduce work time by up to 20% and counterweight use by up to 30%, with immediate economic and environmental benefits.

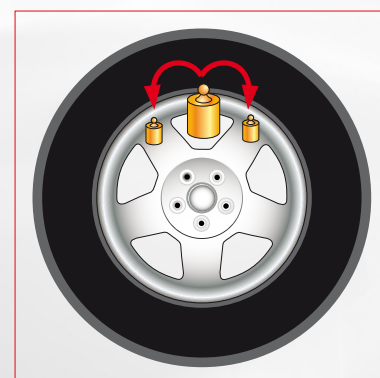
A program designed for those aiming for faster and more sustainable balancing. Thanks to the three on-screen counters, you can monitor real-time savings in weight, time, and money.

**More efficiency – Less waste – Zero complications**



### HIDDEN WEIGHT AUTOMATIC

New **“Hidden Weight Automatic”** programme to **divide the external side balancing adhesive weight** into two equivalent weights hidden behind the spokes. A completely autonomous operation.




### WE NEXT

Compatible with the WeNext platform.

## SLANTED FRONT

**Slanted front** for easier operator access to interior of wheel.



## AUTOMATICALLY OPENING COMPACT WHEEL GUARD

### Compact wheel guard

(patented), designed to allow installation of the wheel balancer against a wall and accommodate wheels with diameters up to **44"** (1,118 mm).

Opens automatically **to speed up jobs and save time.**



## HPC HIGH PRECISION COLLETS



more info

In addition to the **4 centering cones**, Eyelight Plus is equipped, as standard, with the **"High Precision Collets"** kit for an optimal centering of the wheel.

The kit consists of **8 double-sided, low-taper axle boxes** made of high-strength steel.

The new cabinet now provides special lateral housings to collect the kit and always keep the work area tidy.


## ONE-TOUCH MULTIFUNCTION BUTTON AND WEIGHT TRAY

One-Touch multifunction button - **Makes selecting the work programmes available simpler and quicker.**

**Ergonomic and functional weight holder top** with large trays for different types of counterweights and tools.



## REAR SPRAY GUARD PANEL



**Rear splash guard panel** with slots for **additional accessories.**

## "WEIGHTLESS EFFECT" WHEEL LIFTER

Predisposed for direct connection to the **TT - ZERO GRAVITY** (automatic) and **TT-R** (manual) wheel lifters which **eliminates operator effort**, speeds up routine operations and ensures perfect centring.



## AVAILABLE WHEEL CLAMPING



**Winut** - Simply press the button on the sleeve to lock quicker and with less effort than before.

**No need to use your foot** to operate the automatic clamping system.

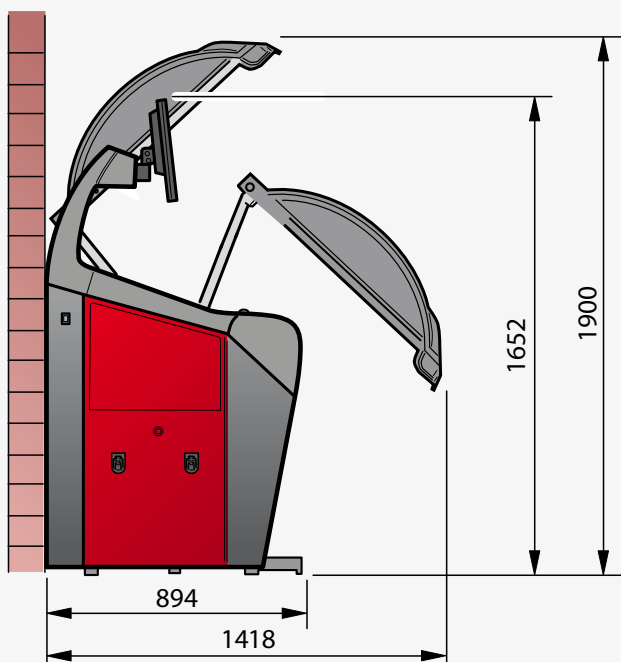
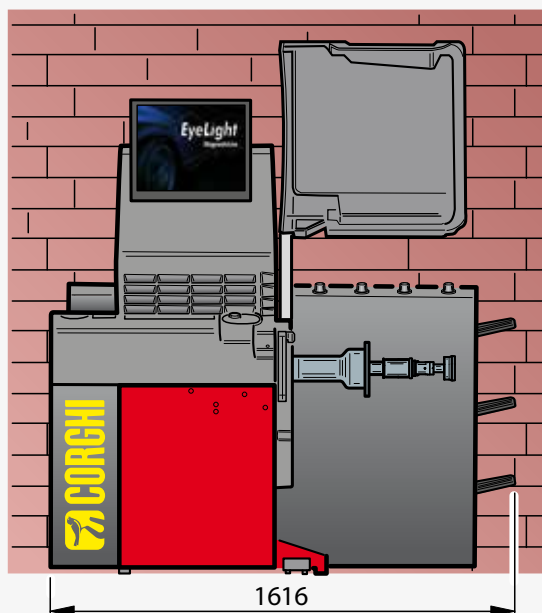


**Electromechanical system** which **reduces working times** and increases centring precision.

## TECHNICAL DATA

Mains power voltage	115÷230V - 1Ph 50/60Hz
Total power consumption	700 W
Balancing speed	75-85-98 rpm
Maximum imbalance value	999 g 35,3 oz
Resolution	1-5 g - 0,0353 - 0,1764 oz
Average measurement time	7 s (14 kg wheel)
Shaft diameter	40 mm - 1,57"
Settable wheel width range	1,6" ÷ 23,6"
Settable wheel diameter range	1" ÷ 35"
Measurable wheel diameter range	10" ÷ 32"
Maximum wheel width (with guard)	600 mm - 23,6"
Maximum wheel diameter (with guard)	1118 mm - 44"
Wheel/machine support flange distance	275 mm - 10,82"
Wheel weight	85 kg
Machine weight	198 kg

## DIMENSIONS






## DOTATION


### VERSIONS

#### AUTOMATIC LOCKING

#### WINUT



## RECOMMENDED ACCESSORIES



TT - R

#### 8-21100230 TT-Ø

#### 8-21100248 TT-R

"Weightless effect" TT-ZERO GRAVITY (automatic) and TT-R (manual) wheel lifters which eliminate operator effort, speed up routine operations and ensure perfect centring



BF1

BF2

BF3

BF4

BF5

#### 8-21100092 BVFF

Set of five bushes for precise alignment on FRU flange



#### 8-21100251

Dispenser kit for adhesive counterweights

#### 8-21100252

Adhesive counterweight coil. Iron roll (5 g x 1200 pz)



#### 8-21100091 FRU

Universal turntable flange for wheels with and without central hole min./max. hole diameter: 90 / 210 mm



#### 1\_8-61200237 PRINTER

Diagnostic data and reports printed in colour in A4 format. The ideal accessory for giving your customers a superior quality service.

#### 2\_8-21100236

Printer mount




#### 8-21100145 FPF-2 BMW

Homologated flange for use with BMW wheels



#### 8-21100228 KIT BMW / MINI

Ø 66,5 / Ø 56,5 - 72,5 - 74 mm



DX1

CF1

CF2

#### 8-21100141 DX/CBF

Centring accessory for vans and off-road vehicles with central hole diameter 117 to 173 mm



#### 8-21400022 KIT MERCEDES

Ø 57 / 66,5 - 84 mm

For further information, consult the complete accessories catalogue